

**Description:**

Gyproc® SoundBloc Board consists of an aerated higher density gypsum core encased in, and firmly bonded to, strong paper liners.

**Application:**

Gyproc® Sound Bloc is suitable for applications where greater levels of sound insulations are required.

**Compliance Standards:**

EN 520: 2004, Type A, D

**Reference Standards:**

-

**Technical Details:**

**Paper Colour:**

Face Side : Blue



Reverse Side : Brown



**Edge Type:**

Longitudinal Edge: Tapered



Transverse Edges: Square



Characteristics	Value		Unit
Thickness	12.5 <sup>+0.5</sup> & 15 <sup>+0.5</sup>		mm
Width	1200 <sup>+0/-5</sup> & 1220 <sup>+0/-5</sup> ,		mm
Length	1830 <sup>+0/-6</sup> & 2440 <sup>+0/-6</sup>		mm
Thermal Conductivity (k)	0.25		W/m <sup>2</sup> K
Ignitability Classification ( BS-476 -Part-5)	P		-
Surface Spread Of Flame ( BS-476 -Part-7)	Class 1		-
Flexural Strength	Thickness(mm)	Transverse (N)	Longitudinal (N)
	12.5	>210	>550
	15	>250	>650

\*Above parameters are tested under lab conditions. Actual performance could vary depending on site usage, conditions and working.


## Handling & Storage:

### General :


It is important to observe appropriate health and safety legislation when working on site i.e. personal protective clothing and equipment, etc. The following notes are intended as general guidance only. In Practice, consideration must be given to design criteria requiring specific project solutions.

### Storage :

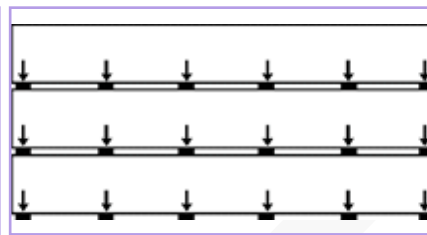

- Gypsum board shall be stored in warehouse or other suitable structure where they will not be exposed to inclement weather or to temperatures that frequently exceed 49°C.
- Gypsum panel products shall not be left in heavy traffic areas or where they can be damaged by lift trucks and other warehouse equipment, nor shall they be stored at aisle intersections.
- Ensure cross ventilation in storage area. Do not let Gypsum boards get wet; wrap it properly if it is not likely to be used for a long time. Gypsum panel products shall always be stored flat.
- The horizontal distance between risers shall not exceed 24 in. (600 mm). The recommended placement of risers for storage of various lengths of gypsum panel products
- Gypsum panel products shall be stocked so that weight is evenly distributed and the floor is not overloaded.



- Operate from the corners of the stack.
- Unlock the knees for low level work.
- Lift board together to vertical position.
- Only lift what you feel you can manage.



- Only lift what you feel you can manage, if necessary, seek assistance.
- Carry the board in a balanced manner across the body.
- If walking backwards, ensure it is over the shortest possible distance and clear the route



## Application and Installation:

Refer below links for more details.

- <https://www.gyproc.in/resources-videos>
- <https://play.google.com/store/apps/details?id=com.sg.R14A.GyprocTechConnect>

### Note:

#### Effect of temperature/humidity:

Gyproc® Moisture Resistant Board is unsuitable to use in areas with high humidity/ dampness. It is also unsuitable to use in areas where the temperature frequently exceeds 49°C.

#### Effect of condensation:

Condensation leads to mold growth in the gypsum boards. Necessary care has to be taken at the design stage to eliminate any possible root cause of condensation.

Saint Gobain India Pvt Ltd - Gyproc® Business reserves the right to revise product specification without notice. The information herein should not be read in isolation as it is meant only as guidance for the user, who should always ensure that they are fully conversant with the products and systems being used and their subsequent installation prior to the commencement of work.

**Corporate Office:** Saint-Gobain India Pvt Ltd, Gyproc Business, Leela Business Park, 5th Level, Opposite Leela Hotel, Andheri-Kurla Road, Andheri (East), Mumbai- 400059, Maharashtra, India

**Contact Us :** 18001037897 (TOLL FREE)   
**Email :** gyprocindia@saint-gobain.com  
**Website :** <https://www.gyproc.in/>